

DRILLING

The experience of **SISTEMI** is being always available to its customers in choosing the right tool for the desired processing. In this regard, a wide range of factors must be taken into consideration. Here is a summary list:

- 1) In addition to the traditional drilling bits with brazed carbide tips sometimes it is important to evaluate the use of **solid carbide drills** (Art. L116/L117/L118/L129/L134/L135) **that can ensure performance benefits**, longer life, higher number of resharpening times and higher resistance to breakage of tool body;
- 2) Choosing the drill bit according to the working material by properly setting RPM and feed speed as indicated in the following tables help to optimize the process;
- 3) To reduce the time of assembly and align the drills, **we recommend using our quick change drill chucks** (Art. L030 ÷ L060);
- 4) **Regular cleaning and maintenance** of the drills and adaptors **improve the performance and life of tools**, reducing the risk of breakage and increasing the quality of the worked pieces;
- 5) To improve the chips flow, the boring bits are coated with a **PTFE-based heat treatment** (Polytetrafluoroethylene) in black for Right Rotation and orange for Left Rotation.



How to choose the right Boring Bits

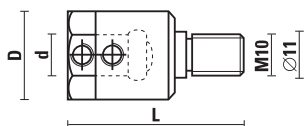
Types of material Items	Softwood (Cider, Poplar, Pine, etc.)	Hardwood (Ash, Walnut, Beech, Oak, Teak, etc.)	Pressed Wood (Plywood, Blockboard)	Chipboard	Laminated Wood (Veneered, melamine coated panels, HPL, etc.)	MDF	Trespa®
L101/L102/L103/L104 - Pag. 5.07, 5.08	XX	XX	XX	XX	X	XX	
L105/L106/L107/L108 - Pag. 5.08	XX	XX	XX	XX	X	XX	
L109/L110 - Pag. 5.09	XX	XX	XX	XX	X	XX	
L112/L113 - Pag. 5.10	XX	XX	XXX	XXX	XXX	XXX	
L114/L115/L116/L117 - Pag. 5.11	XX	XX	XXX	XXX	XXX	XXX	X
L118 - Pag. 5.12	X	X	X	X	X	XX	XXX
L132/L133 - Pag. 5.17	XXX	XXX	XXX	XXX	XXX	XXX	XX
L134/L135 - Pag. 5.17	XXX	XXX	XXX	XXX	XXX	XXX	XX
L120 - Pag. 5.13	XX	XX	XX	XX	XX	XX	X
L121/L122/L123/L124 - Pag. 5.07, 5.14	XX	XX	XX	XX	X	XX	
L125/L126/L127 - Pag. 5.14	XX	XX	XX	XX	X	XX	
L129 - Pag. 5.15	XXX	XXX	XXX	XXX	XX	XXX	X
L140/L141/L142 - Pag. 5.18	XX	XX	XXX	XXX	XX	XX	
L143/L144/L150/L151 - Pag. 5.18, 5.19	XX	XX	XXX	XXX	X	XX	
L155 - Pag. 5.19	XXX	XXX	XXX	XXX	XXX	XXX	XX
L160/L170 - Pag. 5.20	XX	XX	XXX	XXX	XX	XX	

X = Satisfactory - **XX** = Good - **XXX** = Excellent

Technical data and images are just an indication. **SISTEMI** srl reserves the right to modify the above information at any time and without notice.

DRILL ADAPTORS

ART. L001 - M10/11x4



For: MORBIDELLI, BIESSE, WEEKE

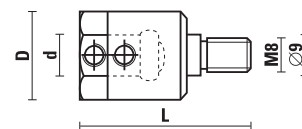
RH rotation	LH rotation	d	D	L
L001.080.R	L001.080.L	8	15,5	41
L001.100.R	L001.100.L	10	19,5	41



Z051.301.R

DRILL ADAPTORS

ART. L004 - M8/9x3



For: MORBIDELLI, NOTTMEYER

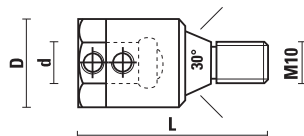
RH rotation	LH rotation	d	D	L
L004.080.R	L004.080.L	8	15,5	41
L004.100.R	L004.100.L	10	19,5	41
L004.101.R	L004.101.L	10	15	41



Z051.301.R

DRILL ADAPTORS

ART. L002 - M10/Taper 30°



For: VITAP, BUSELLATO, SCHLEICHER

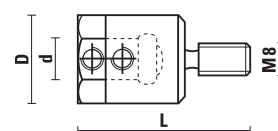
RH rotation	LH rotation	d	D	L
L002.080.R	L002.080.L	8	15,5	46
L002.100.R	L002.100.L	10	19,5	46



Z051.301.R

DRILL ADAPTORS

ART. L005 - M8



For: NOTTMEYER

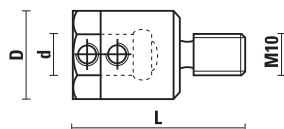
RH rotation	LH rotation	d	D	L
L005.080.R	L005.080.L	8	15,5	40
L005.100.R	L005.100.L	10	19,5	40



Z051.301.R

DRILL ADAPTORS

ART. L003 - M10



For: AYEN, HOLZMA, MAYER

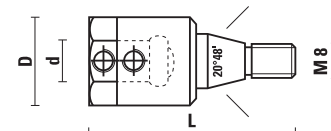
RH rotation	LH rotation	d	D	L
L003.080.R	L003.080.L	8	15,5	40
L003.100.R	L003.100.L	10	19,5	40



Z051.301.R

DRILL ADAPTORS

ART. L006 - M8 - 20°48'



For: BILEK

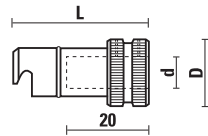
RH rotation	LH rotation	d	D	L
L006.080.R	L006.080.L	8	15,5	51
L006.100.R	L006.100.L	10	19,5	51



Z051.301.R

QUICK CHANGE DRILL HOLDERS

ART. L030



For: **BIESSE**

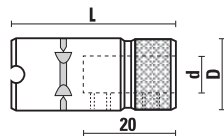
RH rotation	LH rotation	d	D	L
L030.100.R	L030.100.L	10	20	37
L030.101.R	L030.101.L lowered	10	20	30
L030.102.R	L030.102.L threaded	M10	20	37



Z051.314.R

QUICK CHANGE DRILL HOLDERS

ART. L031



For: **MORBIDELLI**

RH rotation	LH rotation	d	D	L
L031.100.R		10	20	43
L031.101.R lowered		10	16	43
L031.102.R	L031.102.L threaded	M10	20	43



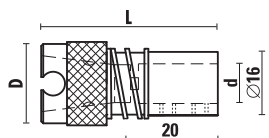
Z051.314.R
(L031.100.R)



Z051.313.R
(L031.101.R)

QUICK CHANGE DRILL HOLDERS

ART. L031



For: **MORBIDELLI** machines, with pull out spring

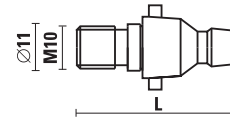
Item	d	D	L
L031.500.R	10	20	44



Z051.301.R

ADAPTORS

ART. L031

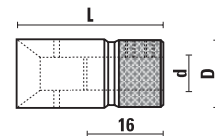


- Adaptor for quick change chucks
- For: **MORBIDELLI, SCM** with shank M10/11
- Use with: Art. L031.100.R and/or Art. L031.500.R

RH rotation	LH rotation	L
L031.600.R	L031.600.L	37

QUICK CHANGE DRILL HOLDERS

ART. L032



For: **MASTERWOOD, MAGGI, GRIGGIO**

Item	d	D	L
L032.100.R	10	20	40

For: **MINIMAX**

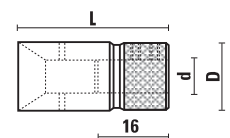
Item	d	D	L
L032.200.R	10	20	40



Z051.301.R

QUICK CHANGE DRILL HOLDERS

ART. L033



For: **VITAP**

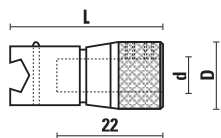
Item	d	D	L
L033.100.R	10	18	42



Z051.313.R

QUICK CHANGE DRILL HOLDERS

ART. L034



For: **BUSELLATO**

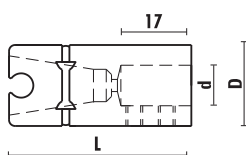
Item	d	D	L
L034.100.R	10	19	34,5



Z051.313.R

QUICK CHANGE DRILL HOLDERS

ART. L035



For: **DETEL**

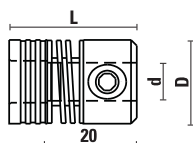
Item	d	D	L
L035.100.R	10	20	45



Z051.314.R

QUICK CHANGE DRILL HOLDER

ART. L036



For: **GRASS**

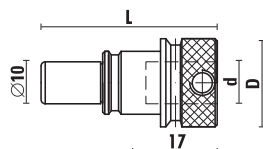
Item	d	D	L
L036.100.R	10	22	38,5



Z051.304.R

CHUCKS FOR MACHINES "BIESSE" WITH AUTOMATIC CHANGE

ART. L060



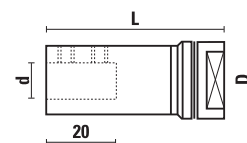
Item	d	D	L
L060.100.N	10	21	42



Z051.314.R

QUICK CHANGE DRILL HOLDERS

ART. L040



For: **WEEKE**

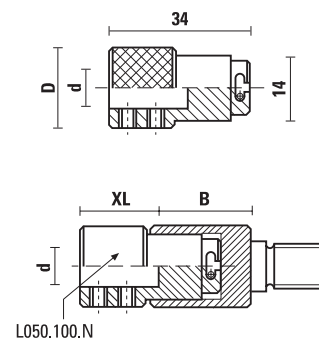
Item	d	D	L
L040.100.R	10	20	46
L040.101.R	10	20	56
L040.102.R	10	20	66



Z051.314.R

QUICK CHANGE CHUCKS

ART. L050



For art.: **L051 - L052 - L053 - L054**

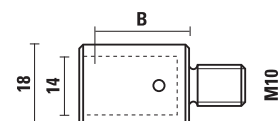
Item	d	D	XL
L050.100.N	10	18	17,5



Z051.301.R

QUICK CHANGE CHUCKS

ART. L051

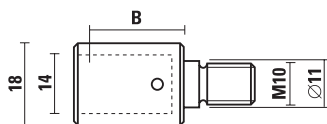


For: **AYEN, HOLZMA**

RH rotation	LH rotation	B
L051.100.R	L051.100.L	22,5

QUICK CHANGE CHUCKS

ART. L052

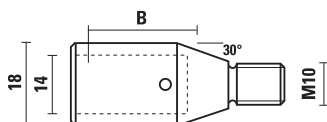


For: MORBIDELLI, BIESSE, WEEKE, BUSELLATO, TORWEGGE

RH rotation	LH rotation	B
L052.100.R	L052.100.L	22,5

QUICK CHANGE CHUCKS

ART. L053

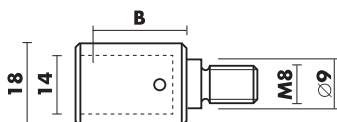


For: VITAP, ALBERTI

RH rotation	LH rotation	B
L053.100.R	L053.100.L	25,5

QUICK CHANGE CHUCKS

ART. L054

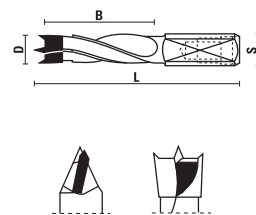


For: NOTTMEYER

RH rotation	LH rotation	B
L054.100.R	L054.100.L	25,5

HW DOWEL DRILLS Z=2

ART. L101 - L102



- 4-flutes

- Spurs ground with negative cutting angle for a good finish
- PTFE-Based coating for a better chip flow
- For natural wood, pressed wood, veneered, chipboard, laminated and MDF
- Can be used on **Mafell** drilling machines

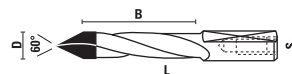
RH rotation	LH rotation	D	B	L	S
L101.050.R	L101.050.L	5	30	55,5	8X20
L101.060.R	L101.060.L	6	30	55,5	8X20
L101.070.R	L101.070.L	7	30	55,5	8X20
L101.080.R	L101.080.L	8	30	55,5	8X20
L101.090.R	L101.090.L	9	30	55,5	8X20
L101.100.R	L101.100.L	10	30	55,5	8X20
L101.120.R	L101.120.L	12	30	55,5	8X20
L102.050.R	L102.050.L	5	40	67	8X20
L102.060.R	L102.060.L	6	40	67	8X20
L102.070.R	L102.070.L	7	40	67	8X20
L102.080.R	L102.080.L	8	40	67	8X20
L102.090.R	L102.090.L	9	40	67	8X20
L102.100.R	L102.100.L	10	40	67	8X20
L102.120.R	L102.120.L	12	40	67	8X20



Z051.302.R

HW THROUGH HOLES DRILL BITS Z=2

ART. L121 - L122



- 2-flutes

- PTFE-Based coating for a better chip flow
- For natural wood, pressed wood, veneered, chipboard, laminated and MDF

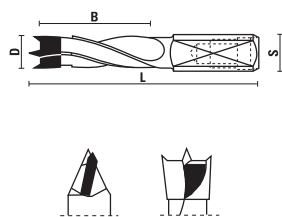
RH rotation	LH rotation	D	B	L	S
L121.050.R	L121.050.L	5	25	55,5	8X20
L121.080.R	L121.080.L	8	25	55,5	8X20
L122.050.R	L122.050.L	5	35	67	8X20
L122.080.R	L122.080.L	8	35	67	8X20



Z051.302.R

HW DOWEL DRILLS Z=2

ART. L103 - L104



- 4-flutes (∅4 with 2 flutes)
- Spurs ground with negative cutting angle for a good finish
- PTFE-Based coating for a better chip flow
- For natural wood, pressed wood, veneered, chipboard, laminated and MDF

Rotaz. DX	Rotaz. SX	D	B	L	S
L103.040.R	L103.040.L	4	30	57,5	10X20
L103.050.R	L103.050.L	5	30	57,5	10X20
L103.055.R	L103.055.L	5,5	30	57,5	10X20
L103.060.R	L103.060.L	6	30	57,5	10X20
L103.064.R	L103.064.L	6,4	30	57,5	10X20
L103.070.R	L103.070.L	7	30	57,5	10X20
L103.075.R	L103.075.L	7,5	30	57,5	10X20
L103.080.R	L103.080.L	8	30	57,5	10X20
L103.085.R	L103.085.L	8,5	30	57,5	10X20
L103.090.R	L103.090.L	9	30	57,5	10X20
L103.095.R	L103.095.L	9,5	30	57,5	10X20
L103.100.R	L103.100.L	10	30	57,5	10X20
L103.105.R	L103.105.L	10,5	30	57,5	10X20
L103.110.R	L103.110.L	11	30	57,5	10X20
L103.120.R	L103.120.L	12	30	57,5	10X20
L103.127.R	L103.127.L	12,7	30	57,5	10X20
L103.130.R	L103.130.L	13	30	57,5	10X20
L103.140.R	L103.140.L	14	30	57,5	10X20
L103.150.R	L103.150.L	15	30	57,5	10X20
L103.160.R	L103.160.L	16	30	57,5	10X20
L104.040.R	L104.040.L	4	43	70	10X20
L104.045.R	L104.045.L	4,5	43	70	10X20
L104.050.R	L104.050.L	5	43	70	10X20
L104.055.R	L104.055.L	5,5	43	70	10X20
L104.060.R	L104.060.L	6	43	70	10X20
L104.064.R	L104.064.L	6,4	43	70	10X20
L104.070.R	L104.070.L	7	43	70	10X20
L104.075.R	L104.075.L	7,5	43	70	10X20
L104.080.R	L104.080.L	8	43	70	10X20
L104.082.R	L104.082.L	8,2	43	70	10X20
L104.085.R	L104.085.L	8,5	43	70	10X20
L104.090.R	L104.090.L	9	43	70	10X20
L104.095.R	L104.095.L	9,5	43	70	10X20
L104.100.R	L104.100.L	10	43	70	10X20
L104.105.R	L104.105.L	10,5	43	70	10X20
L104.110.R	L104.110.L	11	43	70	10X20
L104.120.R	L104.120.L	12	43	70	10X20
L104.127.R	L104.127.L	12,7	43	70	10X20
L104.130.R	L104.130.L	13	43	70	10X20
L104.140.R	L104.140.L	14	43	70	10X20
L104.150.R	L104.150.L	15	43	70	10X20



Z051.302.R

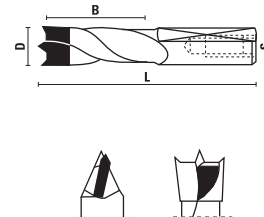
On request



Z051.505.R

HW DOWEL DRILLS Z=2

ART. L105 - L106 - L107 - L108



- 2-flutes
- Spurs ground with negative cutting angle for a good finish
- PTFE-Based coating for a better chip flow
- For natural wood, pressed wood, veneered, chipboard, laminated and MDF

RH rotation	LH rotation	D	B	L	S
L105.040.R	L105.040.L	4	27	57,5	10x27
L105.045.R	L105.045.L	4,5	27	57,5	10x27
L105.050.R	L105.050.L	5	27	57,5	10x27
L105.052.R	L105.052.L	5,2	27	57,5	10x27
L105.060.R	L105.060.L	6	27	57,5	10x27
L105.064.R	L105.064.L	6,4	27	57,5	10x27
L105.070.R	L105.070.L	7	27	57,5	10x27
L105.080.R	L105.080.L	8	27	57,5	10x27
L105.082.R	L105.082.L	8,2	27	57,5	10x27
L105.090.R	L105.090.L	9	27	57,5	10x27
L105.095.R	L105.095.L	9,5	27	57,5	10x27
L105.100.R	L105.100.L	10	27	57,5	10x27
L105.110.R	L105.110.L	11	27	57,5	10x27
L105.120.R	L105.120.L	12	27	57,5	10x27
L105.127.R	L105.127.L	12,7	27	57,5	10x27
L105.140.R	L105.140.L	14	27	57,5	10x27
L105.150.R	L105.150.L	15	27	57,5	10x27
L106.050.R	L106.050.L	5	18	57,5	10x34
L106.060.R	L106.060.L	6	18	57,5	10x34
L106.080.R	L106.080.L	8	18	57,5	10x34
L106.100.R	L106.100.L	10	18	57,5	10x34
L107.040.R	L107.040.L	4	35	70	10x30
L107.045.R	L107.045.L	4,5	35	70	10x30
L107.050.R	L107.050.L	5	35	70	10x30
L107.060.R	L107.060.L	6	35	70	10x30
L107.064.R	L107.064.L	6,4	35	70	10x30
L107.070.R	L107.070.L	7	35	70	10x30
L107.080.R	L107.080.L	8	35	70	10x30
L107.090.R	L107.090.L	9	35	70	10x30
L107.095.R	L107.095.L	9,5	35	70	10x30
L107.100.R	L107.100.L	10	35	70	10x30
L107.110.R	L107.110.L	11	35	70	10x30
L107.120.R	L107.120.L	12	35	70	10x30
L107.127.R	L107.127.L	12,7	35	70	10x30
L107.130.R	L107.130.L	13	35	70	10x30
L107.140.R	L107.140.L	14	35	70	10x30
L107.160.R	L107.160.L	16	35	70	10x30
L108.050.R	L108.050.L	5	44	77	10X30
L108.060.R	L108.060.L	6	44	77	10X30
L108.070.R	L108.070.L	7	44	77	10X30
L108.080.R	L108.080.L	8	44	77	10X30
L108.100.R	L108.100.L	10	44	77	10X30
L108.120.R	L108.120.L	12	44	77	10X30



Z051.302.R

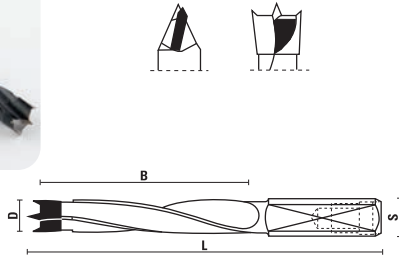
On request



Z051.505.R

HW DOWEL DRILLS Z=2

ART. L109



- 4-flutes
- Spurs ground with negative cutting angle for a good finish
- PTFE-Based coating for a better chip flow
- For natural wood, pressed wood, veneered, chipboard, laminated and MDF

RH rotation	LH rotation	D	B	L	S
L109.050.R	L109.050.L	5	45	85	10X30
L109.060.R	L109.060.L	6	45	85	10X30
L109.070.R	L109.070.L	7	45	85	10X30
L109.080.R	L109.080.L	8	45	85	10X30
L109.100.R	L109.100.L	10	45	85	10X30
L109.120.R	L109.120.L	12	45	85	10X30



Z051.302.R

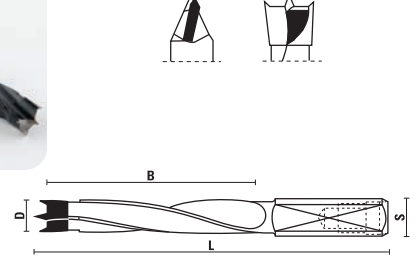
On request



Z051.505.R

HW DOWEL DRILLS Z=2

ART. L110



- 4-flutes
- Spurs ground with negative cutting angle for a good finish
- PTFE-Based coating for a better chip flow
- For natural wood, pressed wood, veneered, chipboard, laminated and MDF

RH rotation	LH rotation	D	B	L	S
L110.050.R	L110.050.L	5	65	105	10x30
L110.060.R	L110.060.L	6	65	105	10x30
L110.070.R	L110.070.L	7	65	105	10x30
L110.080.R	L110.080.L	8	65	105	10x30
L110.100.R	L110.100.L	10	65	105	10x30
L110.120.R	L110.120.L	12	65	105	10x30



Z051.302.R

On request

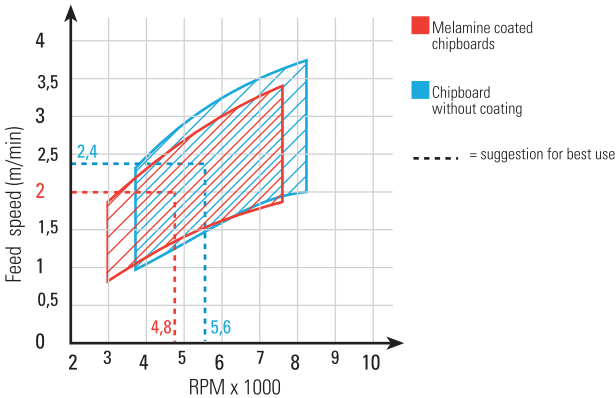


Z051.505.R

HW DOWEL DRILLS WITH 2 AND 4 FLUTES (from art. L101 to L110)

How to determine the feeding speed according to the machine (RPM):

- Referred to a standard common diameter

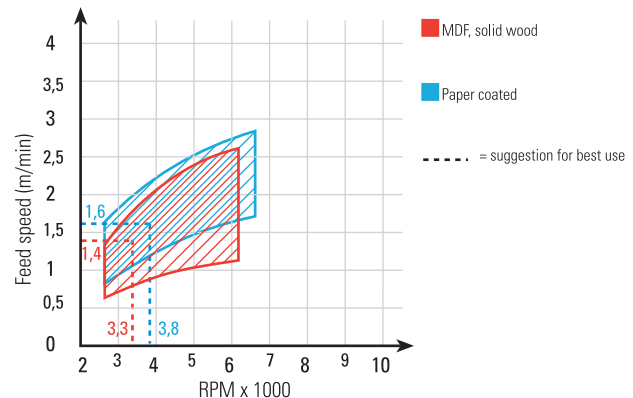


2 flutes version art. L105/L106/L107/L108

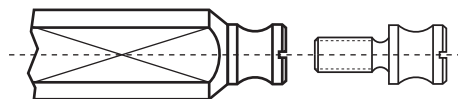
Recommended for panel machining due to less friction because of reduced tool body diameter. Countersink (art. L131) fixed on the tool shank

4 flutes version art. L101/L102/L103/L104/L109/L110

Countersink (art. L130) fixed on the tool flute



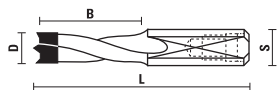
All drills (Art. L101÷L135) and hinge boring bits (Art. L140÷L142) are produced with tolerances according to instructions of Weeke Machines



Screw Z051.505.R

HW DOWEL DRILLS EXTRA FINE Z=2

ART. L112 - L113



- **EXTRA FINE GRINDING TOOL**
- **2-flutes**
- **Rounded spurs and special HW for a better finish and longer lasting tool performance**
- PTFE-Based coating for a better chip flow
- For natural wood, pressed wood, veneered, chipboard, laminated and MDF

RH rotation	LH rotation	D	B	L	S
L112.050.R	L112.050.L	5	27	57,5	10X27
L112.060.R	L112.060.L	6	27	57,5	10X27
L112.064.R	L112.064.L	6,4	27	57,5	10X27
L112.070.R	L112.070.L	7	27	57,5	10X27
L112.080.R	L112.080.L	8	27	57,5	10X27
L112.100.R	L112.100.L	10	27	57,5	10X27
L112.120.R	L112.120.L	12	27	57,5	10x27
L113.050.R	L113.050.L	5	35	70	10x30
L113.060.R	L113.060.L	6	35	70	10x30
L113.064.R	L113.064.L	6,4	35	70	10x30
L113.070.R	L113.070.L	7	35	70	10x30
L113.080.R	L113.080.L	8	35	70	10x30
L113.100.R	L113.100.L	10	35	70	10x30
L113.120.R	L113.120.L	12	35	70	10x30



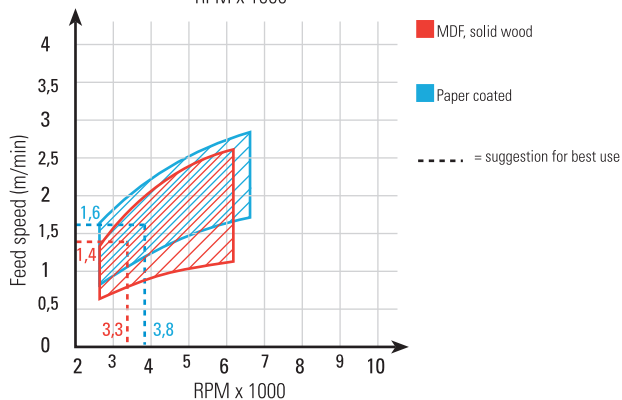
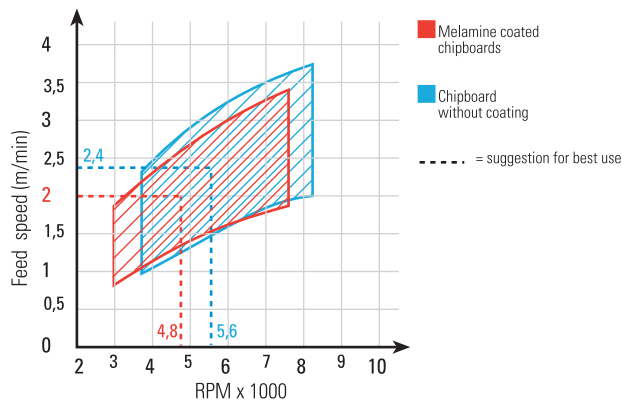
Z051.302.R

On request Z051.505.R

HW AND SOLID CARBIDE DOWEL DRILLS (art. L112 - L113)

How to determine the feeding speed according to the machine (RPM):

- Referred to a standard common diameter




- High performance drills thanks to the special spur geometry;
- Suitable for working all materials with very good result;
- Suitable to work at higher feed speed and RPM.

SPURS GEOMETRY OF THE DOWEL DRILLS:


Negative spurs and center point

ART. L101 ÷ L110

STANDARD



Front




Side

- Good finish and tool life
- Lower price


Rounded spurs and center point

ART. L112 ÷ L113

EXTRA FINE



Front




Side

- HW more resistant to wear
- Better finish
- Longer tool life


Rounded spurs and reinforced center point

ART. L114 ÷ L117

EXTRA TIME



Front



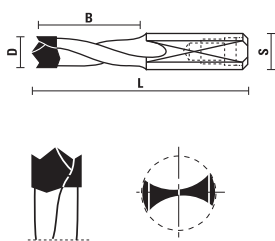
Side

- HW more resistant to wear
- Excellent finish
- Longer tool life
- Easier to sharpen
- Excellent performance in any working conditions
- Best price/quality ratio

Images taken with PRE SET LEADER Plus

HW DOWEL DRILLS EXTRA TIME Z=2

ART. L114 - L115



- **EXTRA TIME GRINDING TOOL**
- **2-flutes**
- **Rounded spurs and reinforced centre point**
- **Special HW**
- **Excellent finish and longer tool life**
- PTFE-Based coating for a better chip flow
- For natural wood, pressed wood, veneered, chipboard, laminated and MDF
- Suggested also for working trespa and melamine panels

RH rotation	LH rotation	D	B	L	S
L114.050.R	L114.050.L	5	27	57,5	10X27
L114.060.R	L114.060.L	6	27	57,5	10x27
L114.064.R	L114.064.L	6,4	27	57,5	10x27
L114.070.R	L114.070.L	7	27	57,5	10x27
L114.080.R	L114.080.L	8	27	57,5	10x27
L114.100.R	L114.100.L	10	27	57,5	10x27
L114.120.R	L114.120.L	12	27	57,5	10x27
L115.050.R	L115.050.L	5	35	70	10x30
L115.060.R	L115.060.L	6	35	70	10x30
L115.064.R	L115.064.L	6,4	35	70	10x30
L115.070.R	L115.070.L	7	35	70	10x30
L115.080.R	L115.080.L	8	35	70	10x30
L115.100.R	L115.100.L	10	35	70	10x30
L115.120.R	L115.120.L	12	35	70	10x30



Z051.302.R

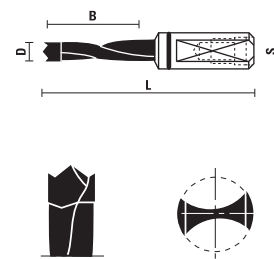
On request



Z051.505.R

VHW DOWEL DRILLS EXTRA TIME Z=2

ART. L116 - L117



- **EXTRA TIME GRINDING TOOL**
- **Solid carbide spiral portion**
- **2-flutes**
- **Rounded spurs and reinforced centre point**
- **Special HW**
- **Excellent finish and longer tool life**
- For natural wood, pressed wood, veneered, chipboard, laminated and MDF
- Suggested also for working trespa and melamine panels

RH rotation	LH rotation	D	B	L	S
L116.030.R	L116.030.L	3	20	57,5	10X32
L116.040.R	L116.040.L	4	23	57,5	10X27
L116.050.R	L116.050.L	5	23	57,5	10X27
L116.060.R	L116.060.L	6	23	57,5	10X27
L116.064.R	L116.064.L	6,4	23	57,5	10X27
L116.070.R	L116.070.L	7	23	57,5	10X27
L116.080.R	L116.080.L	8	23	57,5	10X27
L117.030.R	L117.030.L	3	20	70	10x38
L117.040.R	L117.040.L	4	30	70	10x30
L117.050.R	L117.050.L	5	30	70	10x30
L117.060.R	L117.060.L	6	30	70	10x30
L117.064.R	L117.064.L	6,4	30	70	10x30
L117.070.R	L117.070.L	7	30	70	10x30
L117.080.R	L117.080.L	8	30	70	10x30



Z051.302.R



Z059.001.L



Z059.001.R

On request

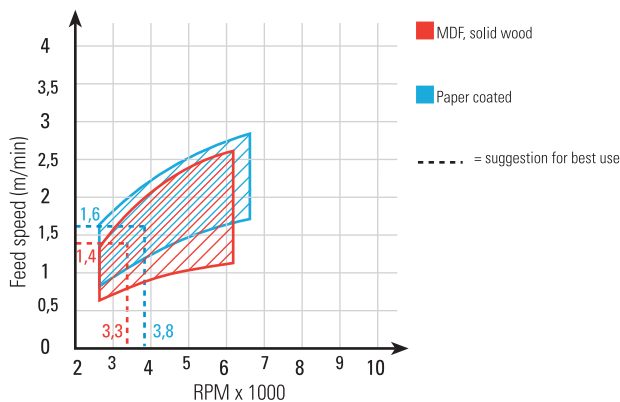
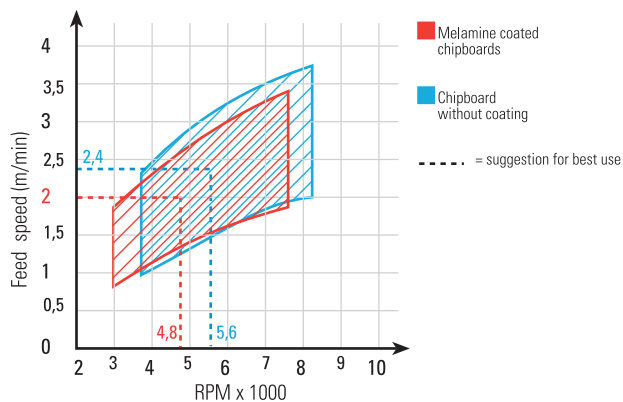


Z051.505.R

HW AND SOLID CARBIDE DOWEL DRILLS (art. L114 - L115 - L116 - L117)

How to determine the feeding speed according to the machine (RPM):

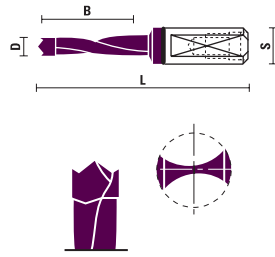
- Referred to a standard common diameter



- Special spur geometry with reinforced centre point for excellent performance
- Recommended also for working problematic materials, like panels coated with paper
- Suitable to work at higher feed speed and RPM

VHW DOWEL DRILLS Z=2, KleinDIA COATED

ART. L116.KD - L117.KD



Xtra bore Tool life 4 times longer than uncoated tools

- **EXTRA TIME GRINDING TOOL** (rounded spurs and reinforced centering point)
- **Solid carbide spiral portion** (with 2-flutes)
- **Polished and coated cutting edge for improved chip evacuation and less friction**
- **Special HW** more resistant
- **Excellent finish and longer tool life for excellent performance**
- For natural wood, pressed wood, veneered, chipboard, laminated and MDF
- Suggested also for working **Trespa®** and melamine panels

RH rotation	LH rotation	D	B	L	S
L116.030.RKD NEW	L116.030.LKD NEW	3	20	57,5	10X32
L116.040.RKD NEW	L116.040.LKD NEW	4	23	57,5	10X27
L116.050.RKD NEW	L116.050.LKD NEW	5	23	57,5	10X27
L116.060.RKD NEW	L116.060.LKD NEW	6	23	57,5	10X27
L116.080.RKD NEW	L116.080.LKD NEW	8	23	57,5	10X27

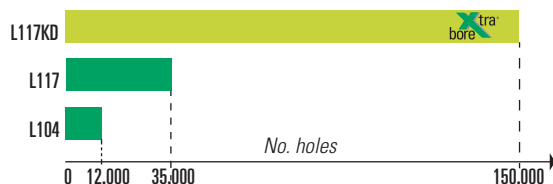
L117.030.RKD NEW	L117.030.LKD NEW	3	20	70	10x38
L117.040.RKD NEW	L117.040.LKD NEW	4	30	70	10x30
L117.050.RKD NEW	L117.050.LKD NEW	5	30	70	10x30
L117.060.RKD NEW	L117.060.LKD NEW	6	30	70	10x30
L117.080.RKD NEW	L117.080.LKD NEW	8	30	70	10x30



THE NEW COATED BITS FOR LARGE SCALE INDUSTRY

Xtra bore

- **DLC DIAMOND ANTIFRICTION COATING**
- **LONGER TOOL LIFE**
- **EXCELLENT PERFORMANCE ON EVERY KIND OF MATERIAL**
- **GREATER PRODUCTIVITY**



VHW DOWEL DRILLS Z=2

ART. L118



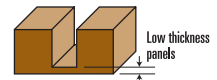
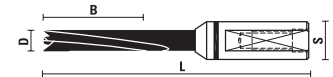
- **Solid carbide spiral portion**
- **2-flutes**
- For natural wood, pressed wood, veneered, chipboard, laminated and MDF
- Ideal for **Trespa**

RH rotation	LH rotation	D	B	L	S
L118.040.R	L118.040.L	4	32	70	10X30
L118.050.R	L118.050.L	5	32	70	10X30
L118.060.R	L118.060.L	6	32	70	10X30
L118.064.R	L118.064.L	6,4	32	70	10X30
L118.070.R	L118.070.L	7	32	70	10X30
L118.080.R	L118.080.L	8	32	70	10X30



VHW DOWEL DRILLS Z=2

ART. L119



- **Solid carbide spiral portion**
- **2-flutes**
- **Flat center-point and two rounded spurs**
- For natural wood, pressed wood, veneered, chipboard, laminated and MDF
- **Best quality holes when working with low thickness panels** thanks to the flat center-point and two rounded spurs

RH rotation	LH rotation	D	B	L	S
L119.050.R NEW	L119.050.L NEW	5	30	70	10x30
L119.080.R NEW	L119.080.L NEW	8	30	70	10x30



VHW TWIST DRILLS Z=2

ART. L120



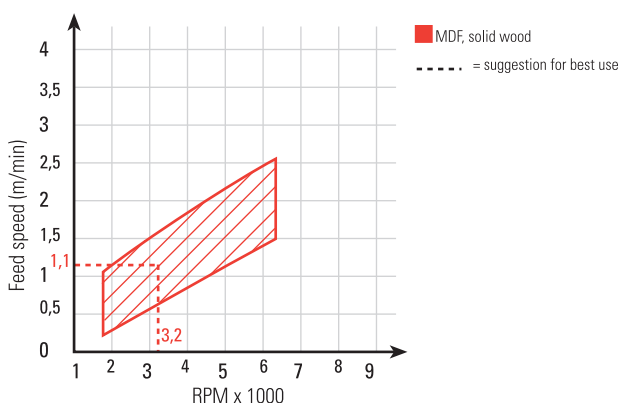
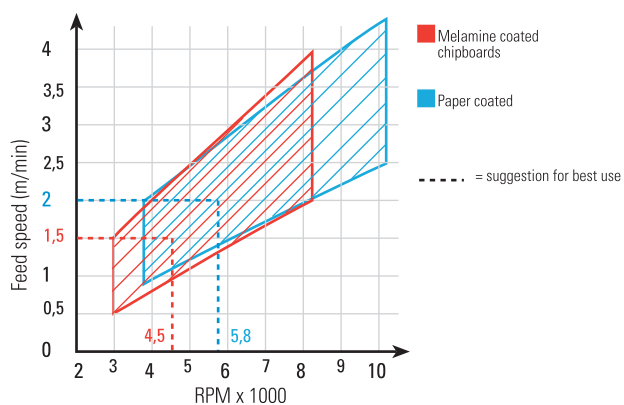
- Solid carbide
- 2-flutes
- For natural wood, pressed wood, veneered, chipboard, laminated and MDF
- Ideal for **Trespa**
- To use with adaptor bushes Art. Z010/Z011

RH rotation	LH rotation	D	B	L
L120.020.R	L120.020.L	2	18	49
L120.025.R	L120.025.L	2,5	22	55
L120.030.R	L120.030.L	3	22	55
L120.032.R	L120.032.L	3,2	22	55
L120.035.R	L120.035.L	3,5	25	55
L120.040.R	L120.040.L	4	25	55
L120.045.R	L120.045.L	4,5	28	58
L120.050.R	L120.050.L	5	28	58
L120.060.R	L120.060.L	6	28	58

VHW TWIST DRILLS (art. L120)

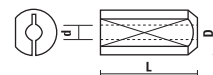
How to determine the feeding speed according to the machine (RPM):

- Referred to a standard common diameter



DRILL HOLDER-SLEEVES

ART. Z010



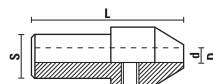
For Art. L120



Item	d	D	L
Z010.020.N	2	10	24
Z010.025.N	2,5	10	24
Z010.030.N	3	10	24
Z010.032.N	3,2	10	24
Z010.035.N	3,5	10	24
Z010.040.N	4	10	24
Z010.045.N	4,5	10	24
Z010.050.N	5	10	24
Z010.060.N	6	10	24

DRILL HOLDERS

ART. Z011



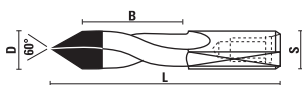
For Art. L120



Item	d	D	L	S
Z011.020.N	2	15	35	10x19
Z011.025.N	2,5	15	35	10x19
Z011.030.N	3	15	35	10x19
Z011.032.N	3,2	15	35	10x19
Z011.035.N	3,5	15	35	10x19
Z011.040.N	4	15	35	10x19
Z011.045.N	4,5	15	35	10x19
Z011.050.N	5	15	35	10x19
Z011.060.N	6	15	35	10x19

HW THROUGH HOLE DRILL BITS Z=2

ART. L123 - L124 - L125



- 2-flutes
- PTFE-Based coating for a better chip flow
- For natural wood, pressed wood, veneered, chipboard, laminated and MDF

RH rotation	LH rotation	D	B	L	S
L123.040.R	L123.040.L	4	27	57,5	10X24
L123.050.R	L123.050.L	5	27	57,5	10X24
L123.060.R	L123.060.L	6	27	57,5	10X24
L123.070.R	L123.070.L	7	27	57,5	10X24
L123.080.R	L123.080.L	8	27	57,5	10X24
L123.090.R	L123.090.L	9	27	57,5	10X24
L123.100.R	L123.100.L	10	27	57,5	10X24
L124.040.R	L124.040.L	4	37	70	10X24
L124.050.R	L124.050.L	5	37	70	10X24
L124.060.R	L124.060.L	6	37	70	10X24
L124.064.R	L124.064.L	6,4	37	70	10X24
L124.070.R	L124.070.L	7	37	70	10X24
L124.080.R	L124.080.L	8	37	70	10X24
L124.090.R	L124.090.L	9	37	70	10X24
L124.095.R	L124.095.L	9,5	37	70	10X24
L124.100.R	L124.100.L	10	37	70	10X24
L124.120.R	L124.120.L	12	37	70	10X24
L125.050.R	L125.050.L	5	45	77	10X24
L125.060.R	L125.060.L	6	45	77	10X24
L125.070.R	L125.070.L	7	45	77	10X24
L125.080.R	L125.080.L	8	45	77	10X24
L125.100.R	L125.100.L	10	45	77	10X24



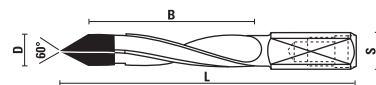
Z051.302.R



On request Z051.505.R

HW THROUGH HOLE DRILL BITS Z=2

ART. L126 - L127



- 4-flutes
- PTFE-Based coating for a better chip flow
- For natural wood, pressed wood, veneered, chipboard, laminated and MDF

RH rotation	LH rotation	D	B	L	S
L126.050.R	L126.050.L	5	27	57,5	10X20
L126.060.R	L126.060.L	6	27	57,5	10X20
L126.080.R	L126.080.L	8	27	57,5	10X20
L127.045.R	L127.045.L	4,5	40	70	10X20
L127.050.R	L127.050.L	5	40	70	10X20
L127.055.R	L127.055.L	5,5	40	70	10X20
L127.060.R	L127.060.L	6	40	70	10X20
L127.070.R	L127.070.L	7	40	70	10X20
L127.080.R	L127.080.L	8	40	70	10X20
L127.090.R	L127.090.L	9	40	70	10X20
L127.100.R	L127.100.L	10	40	70	10X20
L127.120.R	L127.120.L	12	40	70	10X20



Z051.302.R

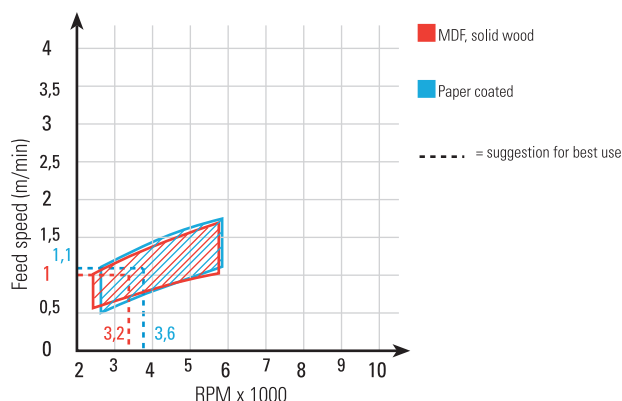
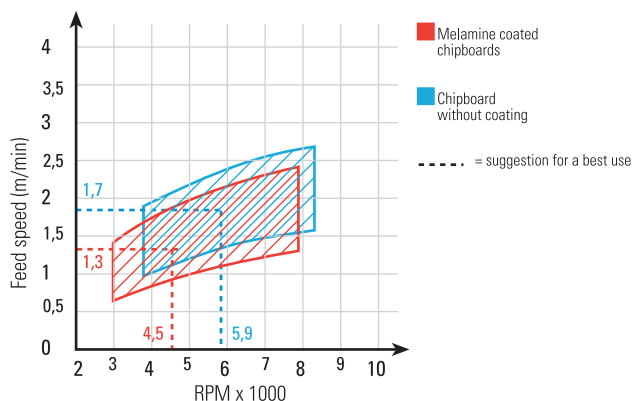


On request Z051.505.R

HW THROUGH HOLE DOWEL DRILLS WITH 2 AND 4 FLUTES (from art. L121 to L127)

How to determine the feeding speed according to the machine (RPM):

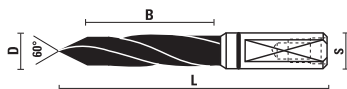
- Referred to a standard common diameter



- Finish quality will be improved reducing the feed before the drill exit from the panel bottom side
- The solid carbide drills art. L129 allow the same results at higher feed speed and RPM

VHW THROUGH HOLE DRILL BITS Z=2

ART. L129



- Solid carbide spiral portion (with 2-flutes)
- For natural wood, pressed wood, veneered, chipboard, laminated and MDF
- Made with an exclusive carbide and a **mirror finish quality**. This process will reduce the friction and produce clean and smooth cuts with longer tool life and better performances.
- Best choice when working panels with special coating

RH rotation	LH rotation	D	B	L	S
L129.030.R NEW	L129.030.L NEW	3	20	70	10x30
L129.040.R NEW	L129.040.L NEW	4	30	70	10x30
L129.050.R	L129.050.L	5	30	70	10x30
L129.060.R	L129.060.L	6	30	70	10x30
L129.080.R	L129.080.L	8	30	70	10x30



Z051.302.R



Z059.001.L



Z059.001.R

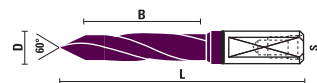
On request



Z051.505.R

VHW THROUGH HOLE DRILL BITS Z=2, Klein^{DIA} COATED

ART. L129.KD



Tool life 4 times longer than uncoated tools

- Solid carbide spiral portion (with 2-flutes)
- Excellent finish and longer tool life
- Polished and coated cutting edge for improved chip evacuation and less friction
- For natural wood, pressed wood, veneered, chipboard, laminated and MDF
- Best choice when working panels with special coating

RH rotation	LH rotation	D	B	L	S
L129.050.RKD NEW	L129.050.LKD NEW	5	30	70	10x30



Z051.302.R



Z059.001.L



Z059.001.R

On request



Z051.505.R

THE NEW COATED BITS FOR LARGE SCALE INDUSTRY



- DLC DIAMOND ANTIFRICTION COATING
- LONGER TOOL LIFE
- EXCELLENT PERFORMANCE ON EVERY KIND OF MATERIAL
- GREATER PRODUCTIVITY



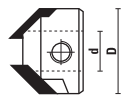
CONTACT US

(+39) 0721 28950

info@sistemiklein.com

HW COUNTERSINKS Z=2 - 90°

ART. L130



- For 4 Flutes drills:
Articles L103, L104, M101, M102, M103, M121, M122, M123, N101, N111, N135, N136
- Adjustable on the cutting length

RH rotation	LH rotation	d	D
L130.040.R	L130.040.L	4	15,5
L130.050.R	L130.050.L	5	15,5



Z051.303.R

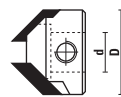
L130.060.R	L130.060.L	6	15,5
L130.064.R	L130.064.L	6,4	15,5
L130.070.R	L130.070.L	7	18
L130.080.R	L130.080.L	8	18
L130.090.R	L130.090.L	9	18
L130.100.R	L130.100.L	10	20
L130.120.R	L130.120.L	12	22



Z051.300.R

HW COUNTERSINKS Z=2 - 90°

ART. L131



- For Articles L105, L106, L107, L108
- To be mounted on the shank $\varnothing 10$

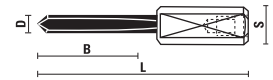
RH rotation	LH rotation	d	D
L131.100.R	L131.100.L	5/10	20
L131.120.R	L131.120.L	11/12	22



Z051.304.R

VHW DOWEL DRILLS FOR BOTH RIGHT HAND AND LEFT HAND ROTATION Z=1

ART. L136 - L137



- Solid carbide spiral portion
- Straight cutting edges
- Can be used on either right and left rotation chucks
- Ideal for drilling highly **abrasive material**

Item	D	B	L	S
L136.020.N	2	12	57,5	10x33
L136.025.N	2,5	15	57,5	10x33
L136.030.N	3	16	57,5	10x30
L136.035.N	3,5	18	57,5	10x30
L136.040.N	4	20	57,5	10x30
L136.050.N	5	25	57,5	10x25
L136.060.N	6	25	57,5	10x25
L136.080.N	8	25	57,5	10x25
L137.020.N	2	12	70	10x33
L137.025.N	2,5	12	70	10x33
L137.030.N	3	24	70	10x30
L137.035.N	3,5	30	70	10x30
L137.040.N	4	32	70	10x30
L137.050.N	5	35	70	10x25
L137.060.N	6	35	70	10x25
L137.080.N	8	35	70	10x25

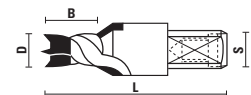


Z051.302.R

On request Z051.505.R

HW DOWEL DRILLS WITH COUNTERSINK Z=2

ART. L138 - L139



- Spurs ground with negative cutting angle for a good finish
- Cylindrical shank with flat/screw

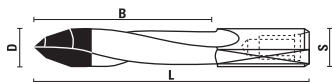
RH rotation	LH rotation	D	B	L	S
L138.080.R	L138.080.L	8	12	57,5	10x20
L138.081.R	L138.081.L	8	15	57,5	10x20
L138.082.R	L138.082.L	8	20	57,5	10x20
L138.100.R	L138.100.L	10	12	57,5	10x20
L138.101.R	L138.101.L	10	15	57,5	10x20
L138.102.R	L138.102.L	10	20	57,5	10x20
L139.080.R	L139.080.L	8	12	70	10x20
L139.081.R	L139.081.L	8	15	70	10x20
L139.082.R	L139.082.L	8	20	70	10x20
L139.100.R	L139.100.L	10	12	70	10x20
L139.101.R	L139.101.L	10	15	70	10x20
L139.102.R	L139.102.L	10	20	70	10x20



Z051.302.R

HW THROUGH HOLE DRILL BITS "E.T." LINE Z=2

ART. L132 - L133



- **EXTRA TIME GRINDING TOOL**
- **High performance** with the special **double angle grinding geometry for smoother cuts**
- **PTFE-Based coating** for a better chip flow
- For **natural wood, pressed wood, veneered, chipboard, laminated and MDF**
- With height adjustment screw. On request it is possible to have the special screw for the Weeke Machines (Art. Z051.505.R)

RH rotation	LH rotation	D	B	L	S
L132.050.R	L132.050.L	5	30	58	10x24
L132.060.R	L132.060.L	6	30	58	10x24
L132.080.R	L132.080.L	8	30	58	10x24
L133.040.R	L133.040.L	4	36	70	10x24
L133.050.R	L133.050.L	5	36	70	10x24
L133.060.R	L133.060.L	6	36	70	10x24
L133.064.R	L133.064.L	6,4	36	70	10x24
L133.070.R	L133.070.L	7	36	70	10x24
L133.080.R	L133.080.L	8	36	70	10x24
L133.100.R	L133.100.L	10	36	70	10x24
L133.120.R	L133.120.L	12	36	70	10x24



Z051.302.R

On request

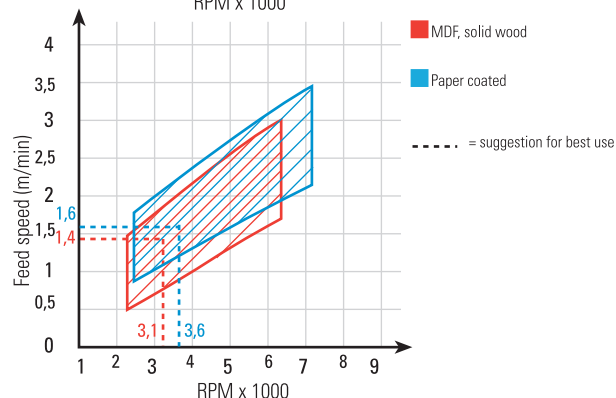
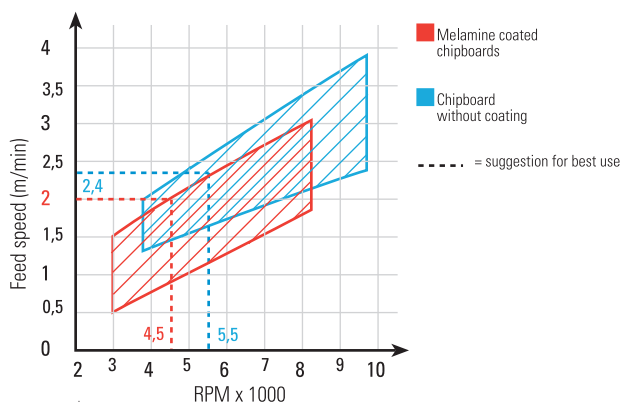


Z051.505.R

HW AND VH W THROUGH HOLE DOWEL DRILLS "E.T." EXTRA TIME (art. L132 - L133)

How to determine the feeding speed according to the machine (RPM):

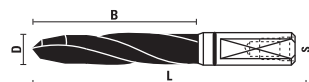
- Referred to a standard common diameter



- Excellent finish result at high feed speed
- Use the solid carbide drills art. L134-L135 for the same result at higher feed speed and RPM

VHW THROUGH HOLE DRILL BITS "E.T." LINE Z=2

ART. L134 - L135



- **EXTRA TIME GRINDING TOOL**
- Made with an exclusive carbide and a mirror finish quality. This process will reduce the friction and produce clean and smooth cuts with longer tool life and better performances
- Solid carbide spiral portion
- **High performance** with the special **double angle grinding geometry for smoother cuts**
- For natural wood, pressed wood, veneered, chipboard, laminated and MDF
- With height adjustment screw. On request it is possible to have the special screw for the Weeke Machines (Art. Z051.505.R)

RH rotation	LH rotation	D	B	L	S
L134.050.R	L134.050.L	5	28	58	10x20
L134.060.R	L134.060.L	6	28	58	10x20
L134.080.R	L134.080.L	8	28	58	10x20
L135.040.R	L135.040.L	4	40	70	10x20
L135.050.R	L135.050.L	5	40	70	10x20
L135.060.R	L135.060.L	6	40	70	10x20
L135.064.R	L135.064.L	6,4	40	70	10x20
L135.070.R	L135.070.L	7	40	70	10x20
L135.080.R	L135.080.L	8	40	70	10x20



Z051.302.R



Z059.001.L



Z059.001.R


On request



Z051.505.R

VHW THROUGH HOLE DRILL BITS Z=2 "E.T." LINE, Klein^{DIA} COATED

ART. L134.KD - L135.KD



Tool life 4 times longer than uncoated tools

- **EXTRA TIME grinding tool** (**high performance** thanks to the double angle geometry)
- **Solid carbide spiral portion** (with 2 flutes)
- **Polished and coated cutting edge for improved chip evacuation and less friction**
- **Excellent finish and longer tool life**
- **High performance** thanks to its double angle geometry
- **Special HW** more resistant
- For natural and pressed wood, veneered and laminated panels, chipboard and MDF

RH rotation	LH rotation	D	B	L	S
L134.050.RKD NEW	L134.050.LKD NEW	5	28	58	10x20
L134.080.RKD NEW	L134.080.LKD NEW	8	28	58	10x20
L135.040.RKD NEW	L135.040.LKD NEW	4	40	70	10x20
L135.050.RKD NEW	L135.050.LKD NEW	5	40	70	10x20
L135.060.RKD NEW	L135.060.LKD NEW	6	40	70	10x20
L135.080.RKD NEW	L135.080.LKD NEW	8	40	70	10x20



Z051.302.R



Z059.001.L



Z059.001.R

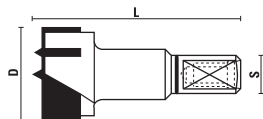
On request



Z051.505.R

HW HINGE BORING BITS Z=2+2

ART. L140 - L141



For natural and pressed woods, chipboards, veneered and laminate coated panels and MDF

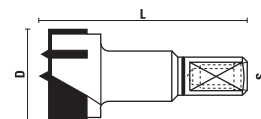
RH rotation	LH rotation	D	L	S
L140.150.R	L140.150.L	15	57	10X26
L140.160.R	L140.160.L	16	57	10X26
L140.170.R	L140.170.L	17	57	10X26
L140.180.R	L140.180.L	18	57	10X26
L140.190.R	L140.190.L	19	57	10X26
L140.200.R	L140.200.L	20	57	10X26
L140.220.R	L140.220.L	22	57	10X26
L140.240.R	L140.240.L	24	57	10X26
L140.250.R	L140.250.L	25	57	10X26
L140.260.R	L140.260.L	26	57	10X26
L140.280.R	L140.280.L	28	57	10X26
L140.300.R	L140.300.L	30	57	10X26
L140.320.R	L140.320.L	32	57	10X26
L140.340.R	L140.340.L	34	57	10X26
L140.350.R	L140.350.L	35	57	10X26
L140.360.R	L140.360.L	36	57	10X26
L140.380.R	L140.380.L	38	57	10X26
L140.400.R	L140.400.L	40	57	10X26

L141.150.R	L141.150.L	15	70	10X26
L141.160.R	L141.160.L	16	70	10X26
L141.180.R	L141.180.L	18	70	10X26
L141.200.R	L141.200.L	20	70	10X26
L141.220.R	L141.220.L	22	70	10X26
L141.250.R	L141.250.L	25	70	10X26
L141.260.R	L141.260.L	26	70	10X26
L141.300.R	L141.300.L	30	70	10X26
L141.340.R	L141.340.L	34	70	10X26
L141.350.R	L141.350.L	35	70	10X26
L141.400.R	L141.400.L	40	70	10X26



HW HINGE BORING BITS Z=2+2

ART. L142



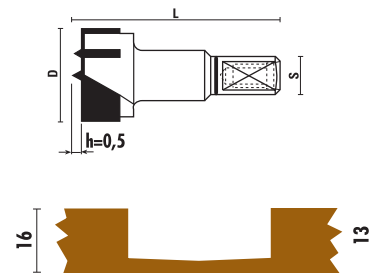
For natural and pressed woods, chipboards, veneered and laminate coated panels and MDF

RH rotation	LH rotation	D	L	S
L142.200.R	L142.200.L	20	77	10X26
L142.250.R	L142.250.L	25	77	10X26
L142.300.R	L142.300.L	30	77	10X26
L142.350.R	L142.350.L	35	77	10X26



HW HINGE BORING BITS Z=2+2

ART. L150 - L151



- Centerpoint H=0,5 mm for thin boards (16 mm)
- For natural and pressed woods, chipboards, veneered and laminate coated panels and MDF

RH rotation	LH rotation	D	L	S
L150.150.R	L150.150.L	15	56	10X26
L150.200.R	L150.200.L	20	56	10X26
L150.350.R	L150.350.L	35	56	10X26

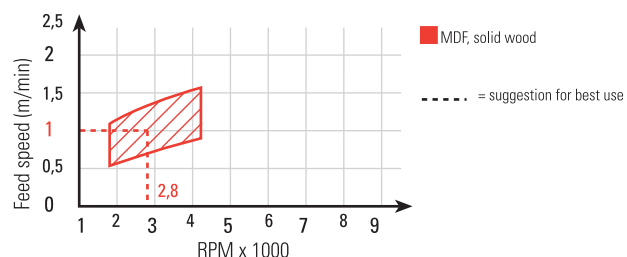
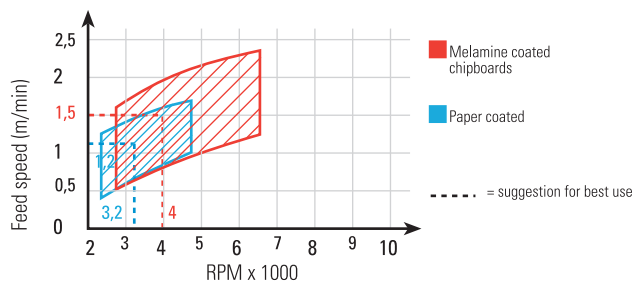
L151.150.R	L151.150.L	15	70	10X26
L151.200.R	L151.200.L	20	70	10X26
L151.350.R	L151.350.L	35	70	10X26



HW HINGE BORING BITS Z=2+2 (ART. L140-L141-L142-L150-L151)

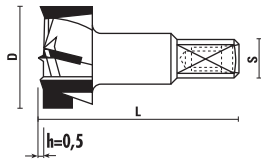
How to determine the feeding speed according to the machine (RPM):

- Referred to a standard common diameter



HW HINGE BORING BITS Z=3+3

ART. L143 - L144



Centerpoint H=0,5 mm

RH rotation	LH rotation	D	L	S
L143.250.R	L143.250.L	25	57,5	10x26
L143.260.R	L143.260.L	26	57,5	10x26
L143.300.R	L143.300.L	30	57,5	10x26
L143.350.R	L143.350.L	35	57,5	10x26
L143.400.R	L143.400.L	40	57,5	10x26



Z051.302.R



Without centerpoint

RH rotation	LH rotation	D	L	S
L144.250.R	L144.250.L	25	57,5	10x26
L144.260.R	L144.260.L	26	57,5	10x26
L144.300.R	L144.300.L	30	57,5	10x26
L144.350.R	L144.350.L	35	57,5	10x26

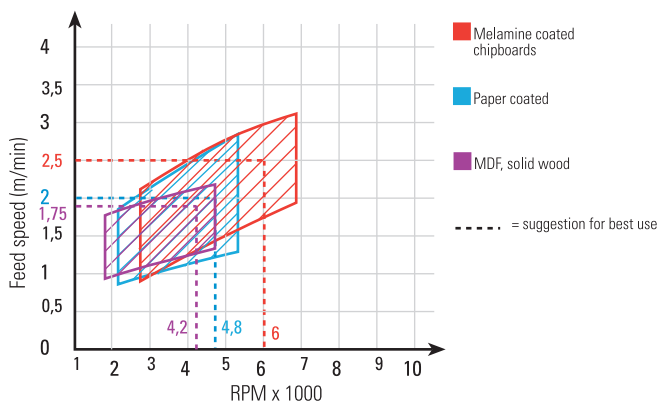


Z051.302.R

HW HINGE BORING BITS Z=3+3 (art. L143-L144)

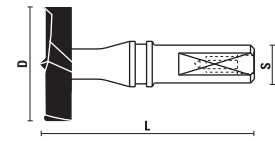
How to determine the feeding speed according to the machine (RPM):

- Referred to a standard common diameter



VHW HINGE BORING BITS Z=2+2

ART. L155 - L156



- Solid carbide
- Rounded spurs for an excellent finish
- Highest performance also in extreme conditions
- For high precision bores for hinges
- Ideal for hard and soft wood, chipboard, MDF, veneered and plastic coated boards

RH rotation	LH rotation	D	L	S
L155.150.R	L155.150.L	15	57	10x26
L155.200.R	L155.200.L	20	57	10x26
L155.250.R	L155.250.L	25	57	10x26
L155.300.R	L155.300.L	30	57	10x26
L155.350.R	L155.350.L	35	57	10x26

L156.150.R	L156.150.L	15	70	10x26
L156.200.R	L156.200.L	20	70	10x26
L156.250.R	L156.250.L	25	70	10x26
L156.300.R	L156.300.L	30	70	10x26
L156.350.R	L156.350.L	35	70	10x26

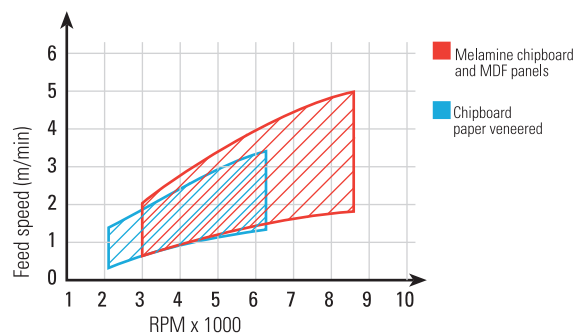


Z051.302.R

VHW HINGE BORING BITS Z=2+2 (art. L155-L156)

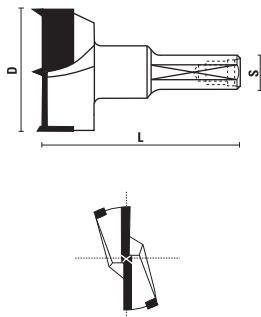
How to determine the feeding speed according to the machine (RPM):

- Referred to a standard common diameter



HW HINGE BORING BITS Z=2+2

ART. L160



To be used on Trimatic 22-25-28

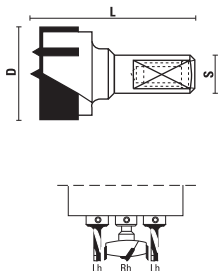
RH rotation	LH rotation	D	L	S
L160.300.R	L160.300.L	30	57	10X26
L160.340.R	L160.340.L	34	57	10X26



Z051.302.R

HW HINGE BORING BITS Z=2+2

ART. L170



To be used on Trimatic Super

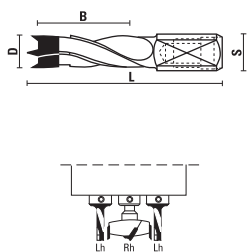
RH rotation	LH rotation	D	L	S
L170.200.R	L170.200.L	20	38,5	10X22
L170.260.R		26	38,5	10X22
L170.350.R	L170.350.L	35	38,5	10X22
L170.400.R		40	38,5	10X22



Z051.302.R

HW DOWEL DRILLS Z=2

ART. L171



- To be used on Trimatic Super
- PTFE-Based coating for a better chip flow
- For natural and pressed woods, chipboards and laminate coated panels

RH rotation	LH rotation	D	B	L	S
L171.050.R	L171.050.L	5	18	38,5	10X18
L171.080.R	L171.080.L	8	18	38,5	10X18
L171.100.R	L171.100.L	10	18	38,5	10X18



Z051.302.R

HW DRILLS FOR CABINEO® Z=2

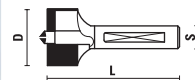
ART. L174



L174.150.R



L174.150.L



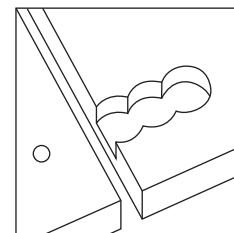
To be used on Trimatic 22,4 for Cabineo®

RH rotation	LH rotation	D	L	S
L174.150.R NEW	L174.150.L NEW	15	35	6

TRIMATIC 22,4 FOR "LAMELLO® CABINEO®"


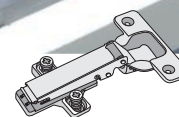


trimatic®



See catalogue section 16
at page 16.11

DRILLING JIG FOR MAKING HOLES FOR HINGE INSERTING

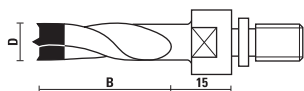


trimatic®

See catalogue section 16
at page 16.12

HW DOWEL DRILLS WITH THREADED SHANK Z=2

ART. M101 - M102 - M103

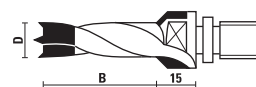


- 4-flutes
- M10/11x4 for: MORBIDELLI - BIESSE - WEEKE

RH rotation	LH rotation	D	B
M101.050.R	M101.050.L	5	30
M101.060.R	M101.060.L	6	30
M101.080.R	M101.080.L	8	30
M101.100.R	M101.100.L	10	30
M101.120.R	M101.120.L	12	30
M101.140.R	M101.140.L	14	30
M102.050.R	M102.050.L	5	40
M102.060.R	M102.060.L	6	40
M102.080.R	M102.080.L	8	40
M102.100.R	M102.100.L	10	40
M102.120.R	M102.120.L	12	40
M102.140.R	M102.140.L	14	40
M103.050.R	M103.050.L	5	50
M103.060.R	M103.060.L	6	50
M103.080.R	M103.080.L	8	50
M103.100.R	M103.100.L	10	50
M103.120.R	M103.120.L	12	50
M103.140.R	M103.140.L	14	50

HW DOWEL DRILLS WITH COUNTERSINK THREADED SHANK Z=2

ART. M111 - M112 - M113



- 2-flutes
- M10/11x4 for: MORBIDELLI - BIESSE - WEEKE

RH rotation	LH rotation	D	B
M111.050.R	M111.050.L	5	30
M111.060.R	M111.060.L	6	30
M111.080.R	M111.080.L	8	30
M111.100.R	M111.100.L	10	30
M111.120.R	M111.120.L	12	30
M111.140.R	M111.140.L	14	30
M111.160.R	M111.160.L	16	30
M112.050.R	M112.050.L	5	40
M112.060.R	M112.060.L	6	40
M112.080.R	M112.080.L	8	40
M112.100.R	M112.100.L	10	40
M112.120.R	M112.120.L	12	40
M112.140.R	M112.140.L	14	40
M112.160.R	M112.160.L	16	40
M113.050.R	M113.050.L	5	50
M113.060.R	M113.060.L	6	50
M113.080.R	M113.080.L	8	50
M113.100.R	M113.100.L	10	50
M113.120.R	M113.120.L	12	50
M113.140.R	M113.140.L	14	50
M113.160.R	M113.160.L	16	50

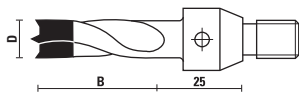
visit our website

www.sistemiklein.com



HW DOWEL DRILLS WITH THREADED SHANK Z=2

ART. M121 - M122 - M123

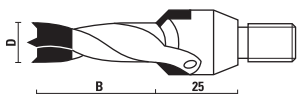


- 4-flutes
- M10/30° for: VITAP - BUSELLATO - SCHLEICHER

RH rotation	LH rotation	D	B
M121.050.R	M121.050.L	5	30
M121.060.R	M121.060.L	6	30
M121.080.R	M121.080.L	8	30
M121.100.R	M121.100.L	10	30
M121.120.R	M121.120.L	12	30
M121.140.R	M121.140.L	14	30
M122.050.R	M122.050.L	5	40
M122.060.R	M122.060.L	6	40
M122.080.R	M122.080.L	8	40
M122.100.R	M122.100.L	10	40
M122.120.R	M122.120.L	12	40
M122.140.R	M122.140.L	14	40
M123.050.R	M123.050.L	5	50
M123.060.R	M123.060.L	6	50
M123.080.R	M123.080.L	8	50
M123.100.R	M123.100.L	10	50
M123.120.R	M123.120.L	12	50
M123.140.R	M123.140.L	14	50

HW DOWEL DRILLS WITH COUNTERSINK THREADED SHANK Z=2

ART. M131 - M132

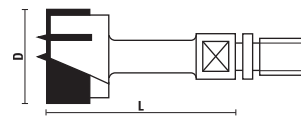


- 2-flutes
- M10/30° for: VITAP - BUSELLATO - SCHLEICHER

RH rotation	LH rotation	D	B
M131.050.R	M131.050.L	5	30
M131.060.R	M131.060.L	6	30
M131.080.R	M131.080.L	8	30
M131.100.R	M131.100.L	10	30
M131.120.R	M131.120.L	12	30
M131.140.R	M131.140.L	14	30
M131.160.R	M131.160.L	16	30
M132.050.R	M132.050.L	5	40
M132.060.R	M132.060.L	6	40
M132.080.R	M132.080.L	8	40
M132.100.R	M132.100.L	10	40
M132.120.R	M132.120.L	12	40
M132.140.R	M132.140.L	14	40
M132.160.R	M132.160.L	16	40

HW HINGE BORING BITS WITH THREADED SHANK Z=2

ART. M141 - M142

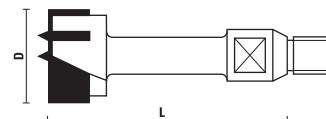


M10/11x4 for: MORBIDELLI - BIESSE - WEEKE

RH rotation	LH rotation	D	L
M141.200.R	M141.200.L	20	40
M141.250.R	M141.250.L	25	40
M141.350.R	M141.350.L	35	40
M141.400.R	M141.400.L	40	40
M142.200.R	M142.200.L	20	55
M142.250.R	M142.250.L	25	55
M142.260.R	M142.260.L	26	55
M142.300.R	M142.300.L	30	55
M142.350.R	M142.350.L	35	55
M142.400.R	M142.400.L	40	55

HW HINGE BORING BITS WITH THREADED SHANK Z=2+2

ART. M151



M10/30° for: VITAP - BUSELLATO - SCHLEICHER

RH rotation	LH rotation	D	L
M151.250.R	M151.250.L	25	65
M151.260.R	M151.260.L	26	65
M151.350.R	M151.350.L	35	65
M151.400.R	M151.400.L	40	65

HW HINGE BORING BITS WITH THREADED SHANK Z=2+2

ART. N121 - N131

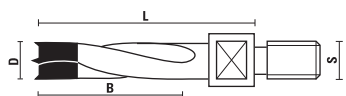


- M8 for: NOTTMEYER
- M10 for: AYEN

RH rotation	LH rotation	D	L	S
N121.250.R	N121.250.L	25	63	M8
N121.350.R	N121.350.L	35	63	M8
N131.200.R	N131.200.L	20	63	M10
N131.250.R	N131.250.L	25	63	M10
N131.350.R	N131.350.L	35	63	M10

HW DOWEL DRILLS WITH THREADED SHANK Z=2

ART. N101 - N111

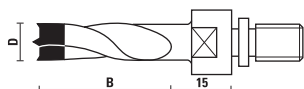


- 4-flutes
- M8 for: **NOTTMEYER**
- M10 for: **AYEN**

RH rotation	LH rotation	D	B	L	S
N101.050.R	N101.050.L	5	43	63	M8
N101.060.R	N101.060.L	6	43	63	M8
N101.080.R	N101.080.L	8	43	63	M8
N101.100.R	N101.100.L	10	43	63	M8
N101.120.R	N101.120.L	12	43	63	M8
N111.050.R	N111.050.L	5	43	63	M10
N111.060.R	N111.060.L	6	43	63	M10
N111.080.R	N111.080.L	8	43	63	M10
N111.100.R	N111.100.L	10	43	63	M10
N111.120.R	N111.120.L	12	43	63	M10

HW DOWEL DRILLS WITH THREADED SHANK Z=2

ART. N135 - N136

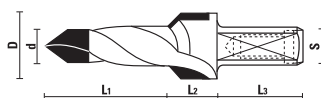


- 4-flutes
- M8/9x4 for: **MORBIDELLI, NOTTMEYER, MASTERWOOD**

RH rotation	LH rotation	D	B
N135.050.R	N135.050.L	5	40
N135.060.R	N135.060.L	6	40
N135.080.R	N135.080.L	8	40
N135.100.R	N135.100.L	10	40
N135.120.R	N135.120.L	12	40
N136.050.R	N136.050.L	5	60
N136.060.R	N136.060.L	6	60
N136.080.R	N136.080.L	8	60
N136.100.R	N136.100.L	10	60
N136.120.R	N136.120.L	12	60

HW COUNTERBORE BITS

ART. N150



Features requested: dxL1 - DxL2 - SxL3

RH rotation	LH rotation	D	
N150.000.R	N150.000.L	10	HW
N150.000.R	N150.000.L	12	HW
N150.000.R	N150.000.L	15	HW
N150.000.R	N150.000.L	20	HW
N150.000.R	N150.000.L	25	HW
N150.000.R	N150.000.L	30	HW
N150.000.R	N150.000.L	35	HW
N150.000.R	N150.000.L	40	HW

MODULAR DRAWER UNIT

Drawer unit

"Elegant, sturdy **Klein** drawer unit with an innovative, modern design and great modularity, where you can keep all your **Klein** tools in a clean, secure, well-organized place. Say good-bye to messiness and damaged tools. Now, with the new **Klein** drawer unit, you can put your storeroom in order in a convenient, functional way.



SMALL OUTSIDE BUT LARGE INSIDE
the **Klein** drawer unit takes up little space but can contain countless articles in its 10 drawers and 80 containers (8 containers per drawer).

- **STURDY**
since each drawer can hold around 8 kg.
- **LIGHT**
since it's made of a high-strength polypropylene co-polymer.
- **SECURE**
since each drawer has its own key.
- **PRACTICAL**
since it can be equipped with 4 casters for convenient movement or with slip-resistant feet.
- **CONVENIENT**
since it features a wooden top which acts as a practical surface for taking notes or keeping tools.
- **VERSATILE**
since the tubs in the drawers can be removed easily as desired.

Whether it's placed next to a CNC router, or close to a point-to-point boring machine, along the panel production line or in any carpentry shop, the new **Klein** drawer unit can be a real help in keeping the tools you use every day in perfect order and in good condition.



The new **Klein** drawer unit can hold a wide range of tools.
Ask our customer service how to receive it.

Modular drawer unit "Boring Machine"

Ideal to store dowel drills and boring bits beside your boring machine



1st Drawer
Drill holders

- Art. L001.100.R
- L001.100.L
- L002.100.R
- L002.100.L
- L030.100.R
- L030.100.L
- L031.100.R
- L032.100.R

2nd Drawer
Drills L=57,5

- Art. L103.040.R
- L103.040.L
- L103.050.R
- L103.050.L
- L103.060.R
- L103.060.L
- L103.070.R
- L103.070.L

3rd Drawer
Drills L=57,5

- Art. L103.080.R
- L103.080.L
- L103.100.R
- L103.100.L
- L103.120.R
- L103.120.L
- L103.140.R
- L103.140.L

4th Drawer
Drills L=70

- Art. L104.040.R
- L104.040.L
- L104.050.R
- L104.050.L
- L104.060.R
- L104.060.L
- L104.070.R
- L104.070.L

5th Drawer
Drills L=70

- Art. L104.080.R
- L104.080.L
- L104.100.R
- L104.100.L
- L104.120.R
- L104.120.L
- L104.140.R
- L104.140.L

6th Drawer
Through hole drills

- Art. L124.050.R
- L124.050.L
- L124.060.R
- L124.060.L
- L124.080.R
- L124.080.L
- L124.100.R
- L124.100.L

7th Drawer
Hinge boring bits

- Art. L140.150.R
- L140.150.L
- L140.180.R
- L140.180.L
- L140.200.R
- L140.200.L
- L140.250.R
- L140.250.L

8th Drawer
Hinge boring bits

- Art. L140.260.R
- L140.260.L
- L140.300.R
- L140.300.L
- L140.350.R
- L140.350.L
- L140.400.R
- L140.400.L

9th Drawer
High performance drills L=57,5

- Art. L114.050.R
- L114.050.L
- L114.060.R
- L114.060.L
- L114.080.R
- L114.080.L
- L114.100.R
- L114.100.L

10th Drawer
High performance drills L=70

- Art. L115.050.R
- L115.050.L
- L115.060.R
- L115.060.L
- L115.080.R
- L115.080.L
- L115.100.R
- L115.100.L

